



Premier TEFL

Teaching English Online Guide



**You can change the lives of others across the world with
your most valuable skill - English.**

And earn money while you do it!



Online English teaching is booming right now, so if you are looking to start this lucrative and enjoyable job then read on...

First, what are the facts

- The number of English learners across the world is always growing: **1.5 billion** (Source: British Council, 2020)
- The number of native English speakers: only **340 million** (Source: Vistawide)
- Students actually learn **5 times faster** online than face-to-face (Source: IBM)
- Online language learning is growing at a rate of **10% a year** (Source: Forbes)

So where do I fit in?

You could easily train to become an online TEFL (Teaching English as a Foreign Language) teacher. TEFL is how thousands of English speakers thrive in today's global gig economy.



Me, a teacher? I've never taught before.

It's much easier than you think. First, your students will all have a certain level of English – whether they're kids, teens, adults, business leaders or university students. They all just want to learn it from an expert in speaking English – and that's **YOU**.

Which is great because you'll always have a goal – and you will always know more than your students because you are a fluent speaker of English. And no, you don't need a degree or previous teaching experience.

but they won't all speak English as well as each other, right?

Students who study English tend to fall into three main Level categories:

Level	What they know
Beginner/ elementary	A few words to a couple of sentences, names, places etc.
Intermediate	Can read, speak, write and listen fairly fluently with good understanding and decent grammar.
Advanced	Can grasp, discuss and write about many topics but may need refinement such as pronunciation.

Your main job as an online tutor will be to work within your students' level of English and make your time with them engaging and worthwhile.





How much money can I earn?

This depends on:

- Which online platform/school you are teaching through
- How many students are in the lesson
- How many hours a week you teach
- Your performance rating scores
- If you have a degree (in any subject)
- If you are a native or fluent speaker

Teaching Type	Your earning power
Conversation/ day-to-day English	\$10–25 per lesson
English exam preparation	\$20–45 per lesson
Business English	\$20–60 per lesson
Interview coaching (job and university)	\$50–100 per lesson

What will I need to begin?

To become an online TEFL tutor you'll need:

- A brightly lit place to teach
- A good and stable internet connection – at least 10mbps
- A good quality laptop with noise cancelling headphones
- An external webcam for your computer – much better for picture quality
- Props to make your lessons fun and interesting
- Globally accredited TEFL certificate

STEP 1

Begin your training to gain an accredited TEFL certificate

Teaching English online may not be difficult, but it does require certain skills. You will need to become TEFL certified with an accredited course provider to be able to apply for virtual tutoring jobs. The industry standard is a 120-hour TEFL qualification. Be vigilant about what accreditation your chosen course has. Premier TEFL offers good quality accredited fast-track courses plus English government regulated training.

Courses are laid out carefully so that you'll learn all the methods you'll need to give interesting and useful virtual lessons. There are other organisations who can provide this too, so please do look around and find the best fit for you in terms of length of course, cost, knowledge and service. Buying a cheap coupon site course is often not the best way to go if you want to have long term support from experienced TEFL teachers and academics.

[View course](#)



STEP 2


Go to the top of the recruiters inbox with a TEFL online bolt-on module


To stand out from other candidates when applying for a first time teaching job we would recommend that you take a TEFL course that includes training on how to teach online. This will give you great tips and suggestions to help you adapt your lessons to the virtual classroom (a creative way to say teaching while looking into a computer screen). It's a skill worth learning as you could be doing this for a long time in many other areas of your life.

Teaching online bolt-on module

 **Included**

[View course](#)





STEP 3

Begin your training to gain an accredited TEFL certificate

Find the best online English teaching jobs

Your skills matter and are in great demand so you'll have much choice when joining this new global gig economy.

Your career options

1) Quick & easy: Work for a teaching platform and GIG

We work with a number of trusted partners. It's a short process to match your profile to a recommended employer. They will find your students, offer quality work at a decent rate of pay and will also pay you on time. Many platforms will even provide lesson plans and ongoing professional development training. Platforms either pay an hourly/per session fee or will take a cut of what you earn.

2) Longer term: Grow your own business and freelance

You can work for yourself and find students through marketing your services online. This will require you having your own online presence or website and marketing your services via social media and directly with schools.

Your personal brand here is key. Try not to be daunted by this as there are many podcasts and youtube tutorials about how to grow a small business successfully. Many freelance teachers continue to work with platforms as it provides a regular income.

Recommended online teaching platforms




Find an employer

STEP 4

Go in like a pro


Teaching – even in the gig economy is a valued profession, and great reviews of your TEFL skills will make the work mount up. Your students are not only paying for great lessons, but they also want to believe that they are working with a professional. So make your work area creative and dress smart casual. Then you'll get great reviews from students, parents and work colleagues. More reviews = more students.



Premier TEFL graduate Denise

Want to teach Online? Let Denise tell you all about it!

Watch video





info@premierTEFL.com | www.premierTEFL.com



Any final advice from those who've done it?

"Make sure you have an up to date C.V/resume with a great smiling picture when applying for jobs" – **Tommy Smith**

"Be ready with loads of props which will make your lessons fly by" – **Julie**

"Always have lots of activities and games ready to roll out if your lessons finishes early or doesn't go as you planned" – **Donna**

"Teaching Chinese students is harder work but it pays more, ask for elementary level students – it's easier!" – **Sam**

"Try to get hours earlier in the morning as everyone is more awake and alert!" – **Grace**

Premier TEFL Teaching Online Guide

We're here to make sure you have the most successful TEFL teaching experience and get you living the life you've always dreamed of!

Contact us with any questions - we'll help you get there.

We're available to chat Monday to Friday

UK	+44 (0) 1273 782 869
US	+1 (415) 800 3961
ROI	+353 83 8722 855